TACTICAL JOURNAL

IDPA

A GIANT AWAKENS



2019 ARCHANGEL ROCKY MOUNTAIN REGIONAL CHAMPIONSHIP

BATTLE AT BEDFORD

Rebellion, Insurrection, Whiskey and Shooting, all the basics of a great match!

IDPA'S COMPETITION COUPLES

Shooting helps keep these relationships fun and exciting.

Fall 2019/ Volume 23/ Issue 3 IDPA.COM


MADE IN THE USA SINCE 1961
BERRY'S
SUPERIOR PLATED BULLETS & RELOADING ACCESSORIES
WWW.BERRYSMFG.COM
401 N. 3050 E. • ST. GEORGE UT 84790
1-800-269-7373

PERFORMANCE CENTER®
M&P SHIELD® M2.0™ 4-INCH
NOW, RED DOT EQUIPPED.

Available in 9mm, 40 S&W and 45 AUTO



Standard *Red Dot Equipped* *Red Dot Equipped with Porting*

Performance Center® by Smith&Wesson®

4-inch Barrel • M2.0™ Enhanced
Available with Ported Barrel & Slide and Red Dot Optic

smith-wesson.com/pc

WILSON COMBAT® ARP

THE AR PISTOL WITH UNMATCHED PRECISION

Wilson Combat® AR Pistols are available in 9mm Luger, 5.56/.223, 300 Blackout, 6.8 SPC, and 300 HAM'R®.

Learn more at www.wilsoncombat.com



QUALITY YOU CAN TRUST

SERVICE YOU DESERVE

SINCE 1977

WILSON COMBAT

CONTENTS

FALL 2019

OFFICIAL PUBLICATION OF THE IDPA
Cover photo by Jeff Melchior



18



14

FEATURES

18 MATCH REVIEW
A Giant Awakens
2019 Archangel Rocky Mountain Regional Championship. *By Morgan Allen*

COLUMNS

4 GEAR CORNER
S & S Leatherworks
There is just something beautiful (and functional) about finely crafted leather. *By Robert Ray*

6 DIRECTOR'S LETTER
Preparing for the 2019 IDPA World Championship
Start Your Engines! *By Joyce Wilson*

8 FROM A WOMAN'S PERSPECTIVE
No "I" in Team: IDPA's Competition Couples
Shooting helps keep these relationships fun and exciting.
By Jackie Russo



14 ADAPTIVE SHOOTING TECHNIQUES
Advanced Movement Techniques for the Challenged Shooter
Movement is a crucial component of your match or defensive shooting skillset. *By Rick Cicero*

26 PRO TIPS
Scoring Your Best vs. Shooting Your Best
Knowing the difference between the two can make or break your next match. *By Michael Seeklander*

30 SPOTLIGHT
Seth Bonham
Making of a Master. *By Walt Kloeppel*

MATCH REPORT

22 **History Repeats Itself at the Battle at Bedford**
Rebellion, Insurrection, Whiskey and Shooting, all the basics of a great match! *By Kitty Richards*

DEPARTMENTS

32 **Trophy Room**
35 **Match Calendar**
36 **Parting Shot**



INDUSTRY NEWS

Services & Product News From Our Industry Partners

S & S LEATHER WORKS



WORDS + PHOTOS ROBERT RAY

YOU JUST CAN'T BEAT A MASTER CRAFTED PIECE OF LEATHER GEAR. THERE IS SOMETHING COMFORTING and satisfying about strapping on a well-made holster and magazine carrier. When it is made with quality leather, an eye for detail and superior finishing...well... it is just a thing of beauty. That is the type of product and feeling when you get when you purcahse something from S & S Leatherworks.

I love carrying bigger guns in leather gear. It is my preferred material for all day carry. I know there are those of you that are harrumphing right now and sneering about the "old guy" or the "silver back" that just can't get with the program and use plastic/kydex/polymer. Yep, I do like those as well. I have a closet full of those and they have their place. However, they simply do not feel, move, flex, hug and conceal like a great piece of leather. Nor do they have that elegant, classy look of good leather gear. If you have not ever tried leather gear for carry, you are missing out. The key is using good, or better yet, great leather products. When you buy S & S Leatherworks gear, you are getting great gear.

I should know great leather gear. Beside having bought a raft of leather gear over the last 20 years, I also know a fellow that made pretty dang good gear of his own (though sadly no longer). Don't tell him I said that as he is my brother-in-law. However, watching and talking with John has given me an inside look at the process and I can assure you that S & S Leatherworks are true craftsmen. To start, the designs they use are proven to be comfortable and functional. They use top quality vegetable tanned leather from Hermann Oak, a company that has been in business since 1881. You have a variety of leather options to design a holster, or other gear, that uniquely fits your desire and needs. This includes the use of select exotic leathers, like alligator, elephant, ostrich, shark and stingray to accent your purchase.

Each holster is handmade and carefully cut and stitched. You even have options on the color of thread used on the stitching. There is a lot of care that must go into making sure the stitching on a holster is perfect. The edges are given close attention and burnished and beveled to a glassy smooth finish. That is not always true of other companies lesser made products. Finally, you have many different finish options like mahogany, walnut, saddle tan, natural oil or black. The mahogany is a sight to behold and tends to be my favorite.

I don't think you will be disappointed with anything you get from this company. But hey, you don't have to take my word for it. Quality craftsmanship calls to quality craftsmanship. That is why Ed Brown Products, custom manufacturer of some of the world's finest 1911 handguns and parts, sells an exclusive line of S&S products. So if you are interested in high quality, hand built by a master craftsman product, you should take a look at what S&S Leatherworks has to offer. You can purchase the exclusive Ed Brown line at **www.edbrown.com** or see S&S Leatherworks full line of offerings at **www.sandsleatherworks.com**.

International Defensive Pistol Association's
TACTICAL JOURNAL
Fall 2019/Volume 23/Issue 3

Publisher
Joyce Wilson

EDITORIAL
Editorial Director Robert Ray
Creative Consultant Socrates Gomez
Assistant Art Director Rachael Foster

ADVERTISING
Advertising Coordinator Kitty Richards

PRODUCTION
Printing & Distribution Royle Printing

The **International Defensive Pistol Association's Tactical Journal** welcomes submissions of press releases and news of interest to our readers. All material is considered unsolicited and is subject to the approval of the Publisher, Editor, and Advisory Board. All submissions imply consent to publish and will not be monetarily compensated or returned.

Viewpoints expressed in **International Defensive Pistol Association's Tactical Journal** are those of their respective authors and are not necessarily held by the publisher.

DISTRIBUTION SCHEDULE: Quarterly
PROJECTED MAILING DATES:
Feb. 1, May 1, Aug. 1, Nov. 1
CLOSING DATES FOR AD COPY:
Jan. 1, Apr. 1, Jul. 1, Oct. 1
ADVERTISING RATES: Contact IDPA
PAYMENT TERMS: Prepayment or Net 30 Days to approved accounts.
MECHANICAL REQUIREMENTS: Advertisement copy is acceptable in digital format. Please e-mail IDPA Headquarters at **ads@idpa.com** for digital requirements.

Note: Ads must be the correct dimensions. Ads should be e-mailed to ads@idpa.com. Shipping product samples for review, and other items that cannot be e-mailed, ship to:
IDPA Tactical Journal
150 CR 4603
Bogata, TX 75417

NOTICE:
The Tactical Journal is published as a service for members of the International Defensive Pistol Association. No advertised goods or services are endorsed by the International Defensive Pistol Association. All technical data in this publication regarding hand loading of ammunition, or training techniques reflect the opinions of the individuals using specific tools, products, equipment and components under specific conditions and circumstances not necessarily described in the article and over which the International Defensive Pistol Association has no control. The data and/or methods have not been verified by the International Defensive Pistol Association, its agents, officers, or employees and accepts no responsibility for the results obtained by persons using such data. The International Defensive Pistol Association disclaims all liability for any consequential injuries or damages. No advertising item is intended for sale in those states where local restrictions may limit or prohibit the purchase, carry, or use of certain items. Mention of a product or service in text or advertisements does not imply endorsement or approval of that product by the International Defensive Pistol Association.

The IDPA Tactical Journal welcomes submissions of press releases and news of interest to our readers. All material is considered unsolicited and is subject to the approval of the Publisher, Editor, and Advisory Board. All submissions imply consent to publish and will not be monetarily compensated or returned. If you'd like to submit an article, please send it to **TacticalJournal@idpa.com**.

COPYRIGHT © 2019 INTERNATIONAL DEFENSIVE PISTOL ASSOCIATION, INC

WWW.SAFARILAND.COM

SAFARILAND®

LIVE YOUR LEGACY.

GLS™ GRIP LOCKING SYSTEM MODEL

GLS™ PRO-FIT™ SERIES
CONCEALMENT HOLSTERS

Pro-Fit™ models fit over 250 firearms and are offered in a variety of carry options. View them all at **safariland.com.**



577
HI-RIDE

INNOVATION NOT IMITATION™

© 2019 SAFARILAND, LLC.

ESP STEALTH
MODEL

HEAR
EVERYTHING

WITH ESP'S CUSTOM-FIT
DIGITAL HEARING
PROTECTION DEVICES

WITH P2i
WATERPROOF
NANO-COATING
TECHNOLOGY

303-659-8844 www.espamerica.com

esp Electronic Shooters Protection



PREPARING FOR THE 2019 IDPA WORLD CHAMPIONSHIP

Start Your Engines!

A Message from **Joyce Wilson** IDPA EXECUTIVE DIRECTOR

TWENTY WEEKS. ONE HUNDRED FORTY-FOURDAYS. THREE THOUSAND FOUR HUNDRED FIFTY-SIX HOURS. No matter how you calculate it, we are getting closer –and ever more excited! –about the 2019 IDPA World Championship. Although some of these numbers look huge now, by the time you read this in August, we will be about 8 weeks away from showtime in Talladega. Last summer we announced that the World Championship would be held at the Civilian Marksmanship Program Range in Alabama. As the months rolled forward and our MD Staff looked at the possibilities, they elected to add Carry Optics and the first ever Pistol Caliber Carbine (PCC) National Championship. In every way possible, this team was driven to provide the best experience for our shooters from all over the world. With the announcement of the inclusion of Carry Optics in the match, we have seen a surge in CO participation both at the local level and at sanctioned matches. Shooters with whom I have spoken applaud the addition of the CO division but assure me that it is not as easy as it appears and they are diligently practicing catching that optic at the optimal position as they engage their targets. Look at any IDPA social media channel and it's likely there will be more than a few discussions about the coolest, best, most advantageous red dot or laser to add to your pistol. We expect this division to

continue its growth after the Championship.

Oct. 22 will be the date for our inaugural PCC National Championship. Based on the questions that have come into Headquarters, it looks like PCC will be a hotly contested competition and we are fielding many inquiries from our International shooters about participating in this category.

We are especially thrilled to have our Event Sponsor, SIG SAUER, on board with us. SIG has long been a supporter of IDPA and as a leading provider and manufacturer of firearms, electro-optics, ammunition, airguns, suppressors, and training, is well respected in the shooting community. We look forward to welcoming SIG to the IDPA World Championships.

I enjoy giving an update to our members about the work that is happening on our website. Each week we meet with the development group to make suggestions and prioritize work. As any web designer will tell you, getting to the Nirvana of web design is a journey and we are happy with our progress down that road. As more time rolls on, so do deployed enhancements on our website. This quarter we have made improvements to a number of areas.

- **The Match Scoresuploader has been improved to include a match bump calculator (including DNF, DQ and No-Show logic).**
- **We have added a geographical map page that shows your Area, State, and International contacts.**
- **We've made significant updates to the classification data, including auditing historical data and correcting for Carry Optics, Equity and Universal logic.**
- **A Nationals/Worlds point tracking system.**
- **Updated SO and SOI training tools and testing integration.**
- **Improvements to the store, including membership renewal and management, shipping improvements have been made.**

We've also been excited to think of even more ways to improve the tools we are offering to our members and volunteers. Our goals include:

- **Improved access to data for our coordinators to provide the best support to their shooters.**
- **An updated Match Registration and Management interface.**
- **Additional tweaks and tools to support our ever increasing International Membership growth.**

Finally, as we prepare to travel to Talladega, I ask of those of you attending to do one thing: reach out of your comfort zone and make friends with one of the many shooters from all over the world who will be visiting the World Championship. Introduce yourself to someone new; look for commonalities rather than differences. IDPA is truly a family, so take advantage of the chance to meet more of your brothers and sisters in shooting. I guarantee you will not regret it.

Ladies and gentlemen, start your engines!



Joyce Wilson, #CL087

Joyce Wilson is the Executive Director of IDPA. Members can contact her at joyce@idpa.com

Innovative Products

Committed to providing you with today's technology

ProChronoDLX™ Ballistic Chronograph

Accurately measure projectile speeds. Now with built-in Bluetooth!



Download our FREE APP and connect via Bluetooth using a variety of devices .

DIGITAL LINK™

for iOS, Android, Kindle, PC, and Mac.



Competition Electronics

MADE IN U. S. A.

815.874.8001

competitionelectronics.com



NO "I" IN TEAM: IDPA'S COMPETITION COUPLES

Shooting helps keep these relationships fun and exciting.

WORDS JACKIE RUSSO,A833532





Team Russo

TO THE CASUAL OBSERVER WATCHING AN IDPA MATCH THE PROCESS LOOKS QUITE SOLITARY, A SINGLE COMPETITOR VYING AGAINST TARGETS AND A TIMER.

But for those in the know there are teams –not limited to those sporting sponsor jerseys, but specifically couples who compete together at matches. It's a unique dynamic – sharing regular life together and adding the component of competition. How do these couples make it work? Is there a special ingredient combining their relationship with this avocation? We asked half-a-dozen IDPA couples about their personal stories.

Kevin (A47540) and Heather (A509838) Martinez are familiar faces in the southwest regions of IDPA. They've competed for 5 years, meeting at the New Mexico State Match in 2013. When asked about competing together, Kevin shared, "Competing as a couple for me is different, I put Heather first. Every stage I just think about her, how she can get every advantage out of the stage from POC to POC. When Heather does good on a stage- I do good." Heather added, "I love having Kevin help me on the range and enjoy getting out on the range as much as we can. Kevin gives me tips all the time." And Kevin reports, Heather will give him the cookie from her lunch.



Kevin and Heather Martinez

What about having a bad stage or match? Individually, we can identify a personal reaction – but as a couple? Heather replied, "If one of us has a bad stage we remind each other it's not the end of the world, as long as



Sgts Bill and Kat Silvia

we don't come in last or DQ it's still a good match."

A recent favorite IDPA Match memory was last year's Colorado State Match. "Shooting the state match in 2018; we got to go to the match and not hold a timer, tablet, or work it at all. Just enjoy each other and have a fun time with other friends of ours."

Ben Gutierrez (A539205) introduced his wife Sherry (A513222) to IDPA shortly after he began competing in 2013. Her initial reason in joining was to polish her marksmanship skills in stress situations after several home invasion robberies occurred in their locale. And what better way to hone those skills than competition!

Their favorite IDPA memory is one shared by others. For Ben it was when Sherry got a match bump from marksman to sharpshooter. For Sherry it was a rain delay at Nationals in Cresson, Texas where she sought shelter with other safety officers and met Kitty Richards and Joyce Fowler! This is a favorite memory still shared. Nothing like IDPA's infamous inclement weather to build camaraderie and lasting friendships.

Opinions differ on how to manage as a couple at matches. Ben offers, "My wife would tell you that it would be to give me space when needed. I would say that it is supporting each other when it is just not our best shooting day and also celebrating every little victory as if it was a team success. We lose together and we win together."

Keeping competition enjoyable is something these CSOs from New Mexico promote with their fun tradition of "No DQ- DQ Celebration", initiated after that famous rain delay in Cresson. Now every post-match celebration includes a trip to the nearest DQ to indulge in a frosty DQ Blizzard for no DQ'ing!

Time together is one of several essential ingredients for an IDPA couple in enjoying a common interest in pistol competition. Having fun, keeping in the moment and sharing an occasional cookie, is definitely a winning strategy for these couples.



Cody and Margo Ray

There are several IDPA power couples representing the Great State of Texas: Memarie (A868730) and John (A26063) Lawrence and Dallas Police Sergeants Kat and Bill Silvia. Both couples have shot IDPA for around 6 years.

For the Lawrences, John began competing earlier – but when Memarie decided to conceal carry he encouraged her to try IDPA for practice. She explained, "I was scared to death at first but after the first local match I was hooked!" Memarie shared there isn't any particular favorite memory that comes to mind – but John did, saying, "When Memarie got her bump to



expert! We had a fun, stress free day and it showed."

Coping with the fallout of a bad stage or match? Memarie said, "John often has to remind me that it is just one stage and to keep my head in the game. Most people will have one stage that they aren't happy with, where something will go wrong. John is a little better at getting over it than I am. "

It doesn't hurt that a little bit of friendly competition keeps this couple in the game. John added, "It makes me proud that Memarie can hang with the crowd; hold her own and even beat me on a stage here and there. We give each other a hard time but are always happy when the other does well...no matter who beats who."

Dallas Police Sergeants Bill (A54647) and Kat (A55763) Silvia have the unique circumstances of living and working and competing together! Although for this article, expecting a Hallmark Channel made-for-TV script about how they met at the range and fell in love; their story is similar to many – he shoots IDPA and cajoles his better half to join the fun on the range. And when there's a bad moment on a stage? Together they give each other a moment to calm...then plan for the next stage!

Ken and Joanna





Winning is at the core of Accuracy X 1911s.
We make the worlds most accurate 1911s, and we **PROVE it** with our online testing videos.
If you are serious about winning -
find out more at **accuracyX.com**

877.762.1911
info@accuracyx.com



HiCAP 2011 Defender RECON Guardian

What's their shared best memory of IDPA? "Freezing our butts off at Silver Dollar with some northern foreigners! Love you, Jackie and Joey!" Oh yes, I remember that match, too!

In one word –how would you encourage couples to join IDPA. Laughing – Bill replies, "Fun! And it takes 2 to make a kick ass team! Sorry that was more than one word!"

Seasoned IDPA CSOs Cody (A03452) and Margo (A28176) Ray hail from Mississippi where they met at the Texas State Match and they've been competing together ever since. For those fortunate enough to meet the couple when they are CSO-ing at sanctioned matches - they are a welcoming and friendly sight.

Whether serving IDPA shooters as an MD or as CSOs, their shared enjoyment of pistol competition and meeting new IDPA people from coast to coast and all those states in between makes for special, lasting memories. And making international friendships with shooters from Turkey, Argentina, Italy, Venezuela, Trinidad/Tabago, Croatia, Laos, Costa Rico and Thailand adds to the dynamic of IDPA.





Memarie and John Lawrence

When asked about the secret ingredient to competing together, Cody explains, "There is no secret, both have to enjoy shooting. It's the camaraderie and competition that keeps us fully involved with IDPA." The social aspect of IDPA is a common thread that brings people together and creates lifelong friendships.

From the East Coast, Ken Ortbach (A22530) and Joanna Lenczewswka (A23514) met at an IDPA match in 2005, and have been spending time on the range together since. Their office walls, covered in plaques and trophies from matches where they've won a class, division or category together makes for favorite memories.

In the 'perfect' IDPA match there are no bad performances on a stage, but when these occur Joanna knows to let Ken 'cool off' and regroup; Ken gently reminds Joanna it's only a single stage and there's an entire match to focus on. Fortunately, there are many opportunities to focus on the positive and use it for motivations.

As long time IDPA competitors, it may interest readers to learn their secret and share words of encouragement to other couples to come to the range. Ken replied, "Shoot different divisions, or at least different classes." Additionally, "I've heard people complain their other half giving them a hard time about spending time shooting. But if you both compete that goes away!"

Time together is one of several essential ingredients for an IDPA couple in enjoying a common interest in pistol competition. Having fun, keeping in the moment and sharing an occasional cookie, is definitely a winning strategy for these couples. Whether it's passion for the sport or lasting friendships John Lawrence summed it up perfectly when asked to provide one word to encourage mates to join theirs at the range: Connection. TJ

ABOUT THE AUTHOR
Jackie Russo, A833532
Jackie has been shooting IDPA since 2015. Prior to joining IDPA, she spent nearly three decades in law enforcement, retiring as a police sergeant. In addition to uniformed patrol duty, during her career she also served as a SWAT operator, detective, and crisis negotiator. Always an ambassador, Russo works to get more women out to the range and shooting with her, "Corgi Nation Pistol Team. She competes with her partner- in-crime, Joey M. Russo (A507261).

Tax Time Member Special*

Just **15 Minutes**/Day = **150,000 Rounds**/Year



Evolution® PRO

IDPA Configuration

- 3,500 RPH
- BulletFeeder
- CaseFeeder
- Mechanical Powder Measure
- 10 Station Toolhead
- Digital POWDERCheck®
- BULLETSense® Bullet Detector

The Evolution® PRO

- Available with Dies
- Custom Configurable
- In-house Training Available

Only $6,599.95

1-888-462-7577

markviiloading@gmail.com

*Assumes 3,000 RPH x 5 Days/Week. Limited time offer. May not be combined with other offers. Subject to other terms and conditions. Shown with optional equipment.

MARK 7 RELOADING®

www.markvii-loading.com

#LoadLikeYouMeanIt

Official Partner of IDPA



ADVANCED MOVEMENT TECHNIQUES FOR THE CHALLENGED SHOOTER

Movement is a crucial component of your match or defensive shooting skillset.

WORDS RICK CICERO, A444645 **PHOTOS** SCARLET CICERO

NOW AFTER ADDRESSING SO MANY BASIC ASPECTS OF SHOOTING FOR OUR CLIENTS IT IS TIME TO ADVANCE them to accomplished shooters. The first avenue is addressing movement and alternate shooting positions. Over the years I have challenged myself and my students to move over, around and through various obstacles. To accomplish this we have to move past the standards for the able bodied shooter and current accepted methods, the best example of this is shooting while walking forward.

The "standard" of today is to walk in a rolling heal to toe posture with knees slightly bent to absorb the shock of movement while maintaining a stable platform. This just isn't practical or functional for those with certain prosthetic or orthotic devices, and then there is the wheelchair. For those with limited walking ability we find the old school shuffle step much more stable and effective for forward and rearward movement. For those with a crutch to ambulate we have the additional need to transition to a one handed position with this step drag aspect. In either aspect the shooter must maintain the squared shoulders and hips posture to the target and step forward a half step length with the lead foot then drag the rear foot forward to the full shooting position and repeat continually with a fluid transition. Raising the toe of the foot as it moves helps to avoid tripping over obstructions. The most common challenges are for the shooter to develop a 'tight-rope" stance or stall after each step. Practice is critical and honest development is a must.









Give these techniques a try but don't be afraid to experiment and try variations that may work better for you.



Start at the pace that best suits you and your situation.

With my new prosthetic advancements I can do so much more than I could 8 years ago. As our name implies, we "Learn to Shoot Again" regularly.

Many below knee amputees and orthotics users can learn to use the traditional bent knee and rolling foot movement, but it takes consistent effort and faith in your equipment. Maintaining a consistent foundation is a must for accurate shooting on the move.

Those in a wheelchair have a different charge, to move with their hands while engaging targets. The first challenge is locomotion with control while maintaining muzzle discipline. Whether using a manual or power chair the safest option is to engage targets with only one hand. This maintains positive control of the forward movement and muzzle management. Some manual chair users will index the trigger finger and keep the muzzle down range while pushing the chair with the strong hand too. Once the chair begins to move in the proper direction the shooter can engage targets while using the other hand as a break if needed. In certain circumstances it will be necessary to holster the pistol before pushing to not violate the"180" rule. The wheelchair user may have different competition set up than regular carry, it is essential that both are trained to true instinct.

Rearward movement is similar but must employ a level of caution beyond that of the able body shooter, we do fall much easier. The step drag technique is the best recommendation due to the lack of feeling and stability. Ensuring the rear foot moves first and the forward foot follows as the reverse of forward however as the foot moves the heel is raised during the drag to avoid obstructions. Those in a chair need to move with a similar thought to prevent tipping or overturning the chair.

Lateral transitions have similar options with slightly more flexibility. The traditional side step as in marching remains an effective standard for all shooters. As always ensure the leading edge of the lead foot is raised to avoid stumbling and never cross your feet (in fact the heels should not even touch). Those with more mobility can employ a 90 degree offset movement with your feet pointed in the direction of movement while your shoulders are angled 90 degrees to the side engaging targets. This technique uses the same raised toe rolling step but with a shorted step length the gate while remaining step over step verses a drag. Those in a chair should holster or shift muzzle orientation downrange as they change direction. As



No matter your circumstance, you need to know the basics of moving and shooting.

with forward movement, once the chair is in motion in the proper direction the shooter can engage targets. The unique aspect for the seated shooter is they may want to transition the pistol to the hand nearest to the target for control, safety, and comfort; otherwise they may be twisted in the chair.

The key aspect of movement is to get to a position of cover, once at that position it critical to maximize its benefits. Even in competition we can use cover to its best benefit. This is a tactical trade off within an actual combat environment, but for training we must address the realities of our students and use of cover is an article in itself, however for the subject of movement to the roll-out and kneeling aspects are huge.

Within IDPA rules we have fault lines we are expected to function within, that is a great training goal but for the physically challenged shooter it is often not practical. As a shooter missing both my right arm and leg shooting to the right side of cover my pose a significant danger to stay within those lines. The first focus for our students is to position the shoulder and foot of the corresponding side of cover. In a proper shooting position the shooter permits the corresponding knee, hip, and shoulder to shift to the edge of the cover until the target is obtained. We don't want our students to attempt to bend like a banana, this strains their issues and limits their balance. Flexibility can be enhanced by moving further back from the cover (the minimum we teach is an arm's length plus 12"). For those with no flexibility to one side (like me) stepping back even further and leaning slightly forward improves this movement.

When a lower position is needed, using a crouch or kneeling may be most beneficial. Tradition calls for the shooter use the strong knee kneeling position on the corresponding side of cover. But, for many with major back, knee, or hip issues kneeling may create an unsafe option or may only be possible in limited options, leaving crouching as the only choice. For those with limited knee flexion the speed kneeling position may be best, since both knees are on the ground for stability, and recovery is increased by replicating the standing position at a lower level. Others with one bad knee or hip may find using the knee with the best flexion is the only knee to drop on and recover from. This also may result in the shooter sitting back on their heel and slightly extending the other leg to lock in.

Those seated should treat their wheels like their feet, dependent on the shooter's





Keep in mind the different competitors you may see at your match when designing stages.



abdominal control the shooter can roll accordingly. Those with less abdominal control should be further back from cover like those with limited flexibility. Chair positioning and shooter positioning will maximize stability within the chair construction and shooter ability, to maximize each shooter (this will be further detailed in use of cover).

For those who can get down to kneel and not safely recover, we suggest training for shooting from this position in a fight but for competition it creates a safety risk that can't be overcome. I am a great example of this and train for the last resort in everything, but falling over on competition field is never an option.

Regardless of the obstacle, safety of the shooter and range staff must be reinforced and holstering is always an option. This is especially true when moving into or out of the kneeling positions or stepping over trip hazards. As with every student our strengths are the tool to strengthen our weaknesses, these techniques are no exception. With my new prosthetic advancements I can do so much more than I could 8 years ago. As our name implies we "Learn to Shoot Again" regularly, this is another example and we strive to teach our students each aspect to improve their tools as they develop more advanced skills. Our students constantly impress us with the skills they practice and present in late classes and on the competition field! TJ

ABOUT THE AUTHOR

Rick Cicero, A444645

I am a former Army Paratrooper and was blessed to be in the SOF community. This is what truly created the heart that helped me survive and now thrive. After service, I was a police officer, firearms instructor and canine handler until I retired due to an injury. I became a military contractor. In Afghanistan, I encountered an IED which took my right arm and leg. Now I am the Lead Instructor for HAVA's Learn to Shoot Again Program.



A GIANT AWAKENS

2019 Archangel Rocky Mountain Regional Championship

WORDS MORGAN ALLEN, A24050 **PHOTOS** JEFF MELCHIOR

ACTION PISTOL GROUP
2019 IDPA
COLORADO STATE CHAMPIONSHIP
AUGUST 31 - SEPTEMBER 1
CAMEO SHOOTING & EDUCATION COMPLEX









There will be many more great matches coming out of this facility.











We have all been up that creek without a paddle.



NESTLED ALONGSIDE A NARROW STRETCH OF THE COLORADO RIVER NOT FAR FROM THE LARGEST FLAT TOP mountain in the world lies the Cameo Shooting and Education Complex. It's a stone's throw from the Grand Junction, CO airport. And it's a behemoth in the making.

This 2,000 acre state of the art facility is in its early stages of development yet already towers over all ranges I've had the opportunity to visit. Having only initiated construction in May 2018, there are some 20 shooting bays available for public use, competition and training for civilian, law enforcement, and elite military. 13 bays include unparalleled wi-fi access for the public and event scoring, weather proof structures, bleachers for spectators, 120V electric, and 55" monitors that serve as a very convenient aid for "in the field" classrooms use. A centralized event pavilion and archery field round out its development in just one year. Soon to come are sporting clays courses, a significant building for storage, maintenance, formal vault room for visitor secure storage, and office/retail space. The remainder of the development will include a visitor's center, more retail space, natural history displays, food and beverage service to complement a 1,000 seat banquet hall (yes, one thousand), classrooms, indoor ranges for shooting, archery, fly casting ... and the list goes on. Over what appears to be a nearby connected hill lies an expanse of varying terrain that will host a 1,500 yard known distance rifle course with 55 shooting positions and electronic scoring as well as a long range precision rile course with steel targets out to 2,000 yards, both of which have many targets already in place. About 40 UTVs will be available for rent to navigate the grounds. In short, this is a giant. And it's just getting started. When it's done, it will be the most comprehensive shooting and education based facility in the country.

This was also the site of the 2019 Archangel Rocky Mountain Regional Championship. With Marty Johnson directing the match, Scott Martin serving as assistant director, area coordinator Frank Strong





Walt, Marty, and crew put on a spectacular match with every intricate detail well planned which in turn led to a very efficiently run match.

on hand, and Walt Proulx, the man driving all of the above and a meticulously detailed stage designer, the match drew shooters from 19 states in the US and from as far away as Luxembourg, Argentina, and Italy.

A two day format was used to complete the 14 courses of fire match, testing competitors with a myriad of start positions, activated targets, and options. The key thing about presenting options is that it allows less skilled shooters the ability to complete challenges while also presenting risk vs. reward balance choices for those at more elevated levels of the game. Ordinarily these options are segregated to static target engagement between activators and disappearing targets. Walt managed to find a way to also do this using only static targets and distance via a stage that offered a decision of making additional movement or shots at 35 yards.

It didn't stop there. One stage had competitors starting with 6 rounds in the gun and being presented with 3 targets each requiring 2 shots while taking a path toward a desk for the final array. That desk had 2 drawers within which reloading devices could be positioned in either or both of the top two drawers. One drawer activated a swinger. The other activated the same swinger and 2 up-down targets, 1 of which remained in the up position. Faster shooters could elect to arrive with an empty firearm and need to complete a reload and engage the disappearing up-down, eliminating the need to visit both drawers and navigating around a chair between them. Others could activate the second drawer already hot and therefore have no issue engaging that same disappearing target.

Another stage had an interesting angle to it. Unless a competitor wanted to earn an additional reload, shots up to a point needed to be made one for one. Any make-ups prior necessitated a time consuming extra reload. It's seemingly small things like these that highlight what a good match entails and the planning needed to pull everything together in effort to give people traveling great distances the best experience possible while also testing their skill in an equitable way.

Overall, one aspect I use to judge match quality is flavor. If I can discern one, it's generally not as well thought out as it can be, i.e. all targets are close or all far, one











This is "Rocky Mountain High" smoke we can all agree on.







third or more of the stages include shooting while remaining seated, or less than 10 of 100 targets unencumbered by hard cover, nonthreat, distance, movement, or other difficulty. There's nothing wrong with any of those. But leaving creativity behind in lieu of a competitor's experience at a match is an avoidable occurrence. Walt, Marty, and crew put on a spectacular match with every intricate detail well planned which in turn led to a very efficiently run match without any delays or the traditional encouragement of competitors to speed things up.

Fresh off his world record steel challenge win, BJ Norris took top honors while competing in the CO division. Eric Fuson won the PCC division by a healthy margin. Austin Proulx bested all iron sighted shooters competing in the CCP division no less. Greg Martin was a portrait of consistency while winning the ESP division. Pat Doyle triumphed as the SSP division champion. BUG was won by Rick Nef. Nick Allee came out on top in the Revolver division. And Walt Proulx's CDP division win reminded the rest of us that doing things extremely well seems to be a common trait in the Proulx family.

If you're reading this thinking that it would have been fun to have attended, there's good news. The Colorado State Championship will be held there on Labor Day weekend (8/30-9/1) with no doubt about the fun that awaits those making the trek.

And while you are there, know that there's an abundance of things to do around



and near Grand Junction. With camping, hiking trails, fishing, world class jeep trails (with rentals) through the Arches National park in Moab, Utah 90 minutes away, and Palisade's little old west town with vineyards and wineries only 4 minutes from the range among the many things to do, there's plenty of reason to make the trip to visit. While you're there you can also shoot a great match at phenomenal facility. TJ

ABOUT THE AUTHOR

Morgan Allen, A24050

Morgan Allen is an ESP DM with over 70 IDPA Division Championship wins. He can be reached at: morgan_allen@yahoo.com





HISTORY REPEATS ITSELF AT THE BATTLE

Rebellion, Insurrection, Whiskey and Shooting, all the basic of a great match!

WORDS + PHOTOS KITTY RICHARDS, LM18564

BCPL
BEDFORD COUNTY PISTOL LEAGUE

BATTLE at Bedford

IDPA

2019





We normally advise that you don't drink and shoot, but it's ok if there in the CoF description. (Just joking folks)

I WAS MOVING SUPPLIES ALONG THE CUMBERLAND ROAD ON THE BORDER OF PENNSYLVANIA AND MARYLAND when I was stopped by British soldiers, who accused me of treason. As they prepared to hang me, I drew my pistol and....WAIT! WHAT?????

If you attended the Battle at Bedford, an IDPA Tier 3 match, this scenario sounds familiar to you. Bedford County Pistol League Match Director Jeff Fletcher and his team, several of whom are history buffs, decided to celebrate the heritage of the area's revolutionary roots. Rather than the usual car jacking or ATM stages, the Bedford MD chose to honor the area history by designing stages set in Pennsylvania in the 1700s.

Visitors to the area now see a sleepy, bucolic village in south central Pennsylvania with rolling hills and green pastures. They may miss the fact that the town originated as Fort Bedford, which had been constructed near the trading post called Raytown. Settled in 1751, it was an important frontier military post and historical markers, legends and lore abound.

The "Tyranny at the Tavern" stage introduces shooters to the Frasier Tavern, where John Fraser established an inn and trading post in 1758. Fraser had been a guide and interpreter for Colonel George Washington and the inn provided meals for army officers at Fort Raystown (Bedford). That tavern now houses the Jean Bonner Tavern and Restaurant, a frequent dining option for BCPL club members and visitors.

The Whiskey Rebellion, a famous 1791 tax protest that lasted 3 years, tells the story of a whiskey tax that was imposed by the newly formed federal government on local farmers who distilled their surplus grains to make whiskey, used for personal consumption and bartering purposes. This important historical milestone was represented by 2 stages, "A Taxing Situation" and "Distillery Dilemma". And the "Bloody Run Run-In" enlightened shooters about the Battle of Bloody Run, fought during the French and Indian War in Everett, a few miles east of Bedford.

Why the emphasis on history? "There are 2 stages in the match that are historically accurate – the rest are all accurate and documented", Fletcher said. "This history sets us apart from other places and provided some great self-defense material for stages." The shy and quiet MD set the tone for the match by appearing in period costume as a town crier to kick off the match, ringing a bell and reading from his scroll

AT BEDFORD



There is just something great about shooting with friends.





Looks like an "aim small, miss small" situation.

"The match had a lot of local info, and was a challenging match, so I got schooled in more ways than one."

while wearing a tricorn hat and breeches. The Bedford native is also very proud of his roots. "Fun at the Fort" showcased the jail break of their compatriots by James Smith and the Bedford Militia. The Black Boys Rebellion, or Smith's Rebellion, was armed resistance to British rule in North America. "All my life I have lived in the Black Valley", says Fletcher. "I grew up with this saga and the pride surrounding defending ourselves against an invading force. I am proud of being a Black Valley resident."

While Fletcher did his research on the scenarios, he also had a vision for the types of stages he wanted to design. "We decided at the very beginning that we didn't want crazy "circus stages" with lots of unusual hardware or Courses of Fire that tried to trap the shooters – absolutely no "gotchas". I wanted our stages to be straight-up IDPA, no tricks or gimmicks. Our stages tested the basic skills needed for self-defense."

"I hate to go to a match and see Marksmen struggle, or to see Masters bored. This event allowed the MM to be successful and also challenged the Masters who were shooting it at speed." Team BCPL also had

Take your shooting to the next level.

TRAINING
COACHING
MENTORING



Classes held in
New Smyrna Beach, FL
at the Volusia County Gun Club

(Can travel to other locations upon request)

MANNY BRAGG.COM

Awards, Trophies, Plaques, and Medals

Whether you're running a small match or a big match, we can supply you with top-quality awards at the best price.

We make awards for: USPSA National Matches, Area Matches, Sectional Matches, and many other large matches!



(660)216-4826 | mannybraggusa@yahoo.com

NEW! Manny Stomp Pad

STOP bending over to reset!

After decades of having to hurt your back, we're happy to present this new innovative stomp pad design that automatically resets... every time and without batteries! All you have to do is remove the stomped foot and it resets! *Plus, it's light, durable, and ultra reliable too!*

SEE IT IN ACTION!
www.MannyStompPad.com

Intro Price: $190
Plus actual shipping (~$30+/-)

ORDER NOW:
Manny: (660) 216-4826
www.mannybragg.com
mannybraggusa@yahoo.com



Each Stomp Pad is serialized AND signed: "I had to find a way to give autographs now that I'm a Senior! And this looked like the way!" - Manny

an ulterior motive for hosting the match. "We want to inspire shooters to shoot our sport and want new people to join the club. Our plan is to use the proceeds from this match, along with the money raised during a 50/50 raffle each day, to add 2 new pistol bays to the range, which in turn will lead to more sanctioned matches to serve our shooters."

How did the shooters respond to the scenarios and the stages? Shooter Mike Terpak was humbled. " It had a lot of local info, and was a challenging match, so I got schooled in more ways than one." Another shooter was impressed with the rustic look and originality of the awards that fit right in with the theme.

Dan Rieff traveled about 3 ½ hours to shoot the match based on his previous exposure to the quality of work at other matches where the Bedford crew had designed and run stages. He was not disappointed. "The staff was able to reutilize stages and arrays in an interlocking fashion. A quick movement of a wall or a prop, laying down a few targets, and presto! It was a totally different stage. It was very innovative – they did twice as much with half the equipment." He was also impressed with the design quality. "The stages were tight, close and fast-moving. They were more realistic to self-defense than a stage out to 50 yards, because this is how it's going to happen."

BCPL will be hosting the Pennsylvania State Match in 2020. What does Team Fletch see at the 2020 event? "More of the same!", swears Fletcher. "As veterans of countless matches and stage designs, we've learned what works and what slows down a match, what shooters like and what they don't. Sometimes, less is more, so we've had a very positive response for the fast and close approach. We will continue to design stages by deconstructing the big stage in less than 60 seconds to a smaller, more intimate course of fire." If history repeats itself, look for more success from this group! TJ





Getter than a "fishing vest?"



ABOUT THE AUTHOR

Kitty Richards, LM18564

Kitty Richards is an SOI in New York and resides in northwestern Pennsylvania. She has been shooting IDPA since 2002 and works many sanctioned matches each year. Members can contact her at kitty@idpa.com.





SCORING YOUR BEST VS.

Toning back the speed and focusing on points may help



I CAME OFF THE LAST STAGE OF THE MATCH IN MUCH DISMAY. YOU SEE, I HAD A LITTLE MATCH WAGER GOING WITH MY buddy Bob B. (you know who you are) at a recent I.D.P.A. match. The game to that point had been points alone, since we were of slightly different skill levels. I often try to get my students to shoot the very best points they can by playing the "Zero" game (also called the "A" game in USPSA). The goal is to shoot the best points, and focus the performance on scoring the best points possible. Most shooters, especially in IDPA, lose because they drop points when they are not shooting as accurately as they need to. The point game I play forces them to forget about time for the match, and fight for points. Often times the shooters realize that they still shot nearly as fast as they would have anyway, but the focus becomes hunting for points!

But in this case...I lost on the last stage. Why? Because I had beaten Bob in the point game, and there was no chance for him to catch me. So, I hung some juicy fruit in front of his face and told him that the official winner would be the person to "score" the best on the last stage. Game change! Now we had to shoot points, yet run the stage as fast as possible. And the bad news is that I had already shot the stage, clean, but molasses slow. Bob, if he chose to do so, could hit the gas and possibly beat me. I felt the sweat beading on my brow as Bob loaded and made ready...would he go for the big money, or just shoot it safe? Well, I should have known the answer. Bob is a wise competitor, and I had set the stage for him to win. Remember, at that point, I changed the game and told him that all he had to do was beat me on the stage (time/points) to win. Since I already had him beat

SHOOTING YOUR BEST

your match performance.

WORDS MICHAEL SEEKLANDER, A31187



on the Zero game, what did he have to lose? Nothing!! As Bob charged out the gate, I realized right away he was going to either win or crash hard as he began shooting the targets at a pace that would make John Wick jealous. In the end, the timer showed the score...and Bob had in fact prevailed. He had SCORED higher on that stage, and taken the trophy. Damn!

Well, the good news (sorry Bob) is that I beat him in the overall match...but that is not the point. Bob won the battle of the day because he knew that there was a difference between "scoring" his best and "shooting" his best. His decision to push on that stage was strategic. He could have come off the line with more points down and lost. However, he knew that he had lost already and, if by chance he could pull off a fast run and hold the points together, he would prevail on that stage. So, what does our little battle have to do with you? Read on to learn the fundamentals of scoring your best.

First, let's define "scoring" your best. It's pretty simple: Shooting the match as fast as possible, with the least points down. You knew that right? I figured so. But what does that actually mean. The following is a list that might help you think differently about how you approach your next match.

Prepare yourself. Okay, this one is a no-brainer, but I am amazed by how many shooters I watch fail at a match, and then admit they haven't touched their gun for a month. I am not going to beat this one to death, since you can read other articles I have written about preparation and practice. Instead I will ask you this one question: Are you really too busy to practice? Eighty five percent (or more) of what we

do on most stages is gun manipulation or movement, both which can be practiced at home. So here is a tip for you: Stop. Making. Excuses! Prepare. You will score better. But you already knew that right? Spend the time developing skillsets that will become automated at the subconscious level, similar to a short computer program that runs when the F2 key is pressed. This also means spending time doing your practice skill repetitions as perfectly as you possibly can, so you ingrain proper skills. You will perform the skills like you practice them. If you input wrong, the output will be wrong. I can't tell you how important this is.

So here is a tip for you: Stop. Making. Excuses! Prepare. You will score better. But you already knew that right?

Prepare your gear. Why spend the time and money practicing and traveling to a match if you are not going to take the time to prepare your gun, ammunition and gear? While mechanical devices fail, sometimes without us being able to control them, many times we can. The bigger the event, the more important it is to check your gear. Learn from me. I have certainly failed to check gun, ammunition, and gear before an event and it has cost me. It also was MY fault. Your last practice session before your match should primarily be spent checking your gun and gear. Make sure your zero is perfect. Clean your gun. Inspect your ammunition. Verify all screws and pieces of your holster rig are solid and tight. Replace batteries in optics.

Prepare to shoot the stage. This is a big one. This goes beyond just finding a simple plan and hoping for the best. Recon the stage by approaching each shooting position from all angles. Account for all targets. Step back and look at the targets from every angle you can. You will see things differently if you open your mind. Pay specific attention to the plan others have, as they may see something you do not. Try to find the weaknesses in the stage, where a slight position or distance change in the shooting position will allow you to score better points on a target, or gain a slight bit of time on a shot, or reduce the risk of hitting a non-threat. Use the practice you have done to identify body positions on the stage that will maximize your speed and points. I often see shooters doing one thing in practice, then something completely different after the buzzer goes off. Different targets on a stage should be approached differently. My good buddy Rob Leatham always says, "get the points when they are easy, and the speed when they are hard." This takes experience and practice to learn, but once you do you will know where you can push on a stage, and where you should not. Find the best plan for you, one that



incorporates some "what if's" in case something goes a bit sideways. Once you create the perfect execution plan, make sure you repeatedly visualize it until you are ready to go! You have to fully ingrain the plan before you shoot.

Prepare your strategy. You need to know how to approach each stage to score "your" best on it. Know your strengths and weaknesses, and shoot the stage accordingly. Is the stage one where the biggest factor is shooting points, or one where you can potentially gain time on your competitor because you are faster on your feet than them? Maybe the opposite is true, and you know you simply cannot out-run the younger shooter in the group. Then fight for as many points as possible and play to your strengths. This also means knowing your position in the match. I know this makes some competitors very nervous, but you have to get over that. If you know where you are in reference to who you are trying to beat, you can modify your strategy as the game goes on. Are you on the last stage and know you and your nemesis are head to head even? It might be time to push! But you have to pay attention to where you are to know that.

In closing, you have four key areas to focus on that will help you approach scoring better. Remember, setting a goal to "shoot better points" or "shoot faster runs" will not ultimately help you reach where you want to go. Instead, start approaching the game like a master, and figure out how to "score" better. This will certainly include being more accurate, and faster (practice!). But it is a much bigger picture than just speed and accuracy.

Until Then - Train Hard!
Mike S.

ABOUT THE AUTHOR
Michael Seeklander, A31187
Currently Mike Seeklander is owner of Shooting-Performance LLC (www.shooting-performance.com), a full service training company and the American Warrior Society (www.americanwarriorsociety.com). Mike is also the co-host of The Best Defense and Rapid Fire featured on the Outdoor Channel.

ZEUS PRACTICAL
"QUALITY PRODUCTS FOR THE SERIOUS SHOOTER"
HIGH QUALITY KYDEX HOLSTERS
— Quality holsters made with .080 kydex and holstex
— Tested and endorsed IWB and OWB concealment holsters
— Competition holsters featuring .160 construction for durability
— Available for a variety of guns in your choice of color
$7.50 FLAT RATE USPS SHIPPING
Email for quantity shipping rates
ZeusPractical.com

Dillon Precision
Super 1050
STANDARD FEATURES:
- Loading Rate: 1000-1200 Rounds Per Hour
- High Strength Ductile Iron Frame
- Swages Military Primer Pockets
- Automatic Indexing
- Automatic Casefeeder
- Automatic Primer System
- Automatic Powder Measure
- Low-Primer Early Warning System
- Factory Adjusted Reloading Dies
- RISK FREE 30-Day Trial Period!

dillonprecision.com
FREE Catalog L23-14690, Call 800-762-3845

IDPA Match Kits:
Canik "Overdrive"
Magwell/Basepad sets:
-Canik -Walther
-Hudson -Glock
-and MUCH MORE!
PCC/AR-15
Glock 41+1
Amazing options for all popular carbines:
- Colt - Glock - MPX
- Scorpion
- even Beretta!
TAYLORFREELANCE.COM
(360) 391-1551



"Keeping your eyes on the prize" is not just a throw away phrase for Seth in his drive for Master.

SETH BONHAM

Making of a Master

WORDS WALT KLOEPPEL, A56663
PHOTOS LADONNA COVERT

LAST ISSUE WE SPOTLIGHTED A JUNIOR SHOOTER FROM TEXAS. AS WE KNOW, THEY ARE THE FUTURE OF OUR SPORT. So, this issue we wanted to recognize another junior shooter, from another "T" state.

Maryville, Tennessee, a small, clean city that has gotten accolades for quality living opportunities. Nestled in the foothills of the Smoky Mountains, it is a short distant to tourist attractions such as Gatlinburg, Pidgeon Forge and Smoky Mountains National Park.

Living among those hills and hollows are some good folks, the kind who say grace and ma'am. They also have a hankering for pulling out their pistols and heading to a match for a Saturday of pew, pew.

One such place is Oak Ridge Sportsmen Association, locally known as ORSA, a 30-minute drive from Maryville. If an outsider ever showed up at one of their monthly IDPA "club" matches, they would think they just pulled into a major sanctioned match. ORSA averages 100 plus competitors *every* month.

Whatever the demographic tales may tell, Tennessee has some top-notch competitors who seem to have a knack to pull off some impressive wins when traveling across the states to various major matches.

Among some of the top ranked shooters within that Smoky Mountain crowd is Seth Bonham, a 17-year-old high school junior. Seth and his younger brother, Zane, were raised in the outdoors, hunting and fishing every chance they could. As they grew, Zane's interest went to football, following his dad's footsteps, a former NFL defensive tackle, while Seth pursued the shooting side of things.

Seth started out with a Red Ryder BB gun (didn't we all?) and progressed to a Chipmunk .22 around eight years of age. He learned a lot from his dad and grandfather on safe gun handling and shooting discipline. Seth started dove hunting at age 11, and was soon shooting his limit of birds with his Benelli 20 gauge. At age 12 he killed his first deer with a .243. He enjoys turkey hunting as well.

"I remember shooting my first handgun at 10. It was my grandfather's 1911," said Seth. "I really didn't like it at first because it kicked so hard. I really liked rifles more, but once I started shooting IDPA at Oak Ridge, I really got into it (handguns)."

Seth's shot his first classifier December 2017, making SSP Sharpshooter with a Glock 17. He practiced every chance he could with that 17, dry firing every day and trying to get in at least one live fire drill per week. After several club matches, he switched up to a Glock 34 which put him

into ESP Division.

Six months later he entered his first major match, the Tennessee State IDPA Championship held at ORSA in June of 2018. Seth and his dad then attended a Mike Seeklander training clinic just days before the match. It did him well. The new kid on the block blazed through stages like he'd been doing it for years, even beating several Masters, taking ESP 1st place Sharpshooter, 1st place Junior, 11th overall, and of course getting a match bump to Expert. Seth just didn't make a showing, he set the pace.

While the norm after a bump may be to start at the bottom of the pile again, Seth was having no part of that. Three months later at Walking in Memphis he racked up ESP 3rd place Expert and 1st Junior.

Seth is a junior at Alcoa High School. He is in several advanced classes and does well. He just finished Advanced History, and is currently enrolled in a STEM class (Science Technology Engineering and Math). He plans on attending community college after graduation, get his associate degree and join the Army. He currently does not participate in school sports, though his dad says he's a good golfer.

"I try to focus on shooting," said Seth. "After we took his class, Mike Seeklander sent me a copy of Your Competition Handgun Training Program. I really have gotten a lot of use out of it. I also use Ben Stoeger's training book as well."

Seth also draws from a few local mentors as well. ORSA match director Burl Atkinson, Cody Hudson, Andrew Keith, and David Frazier have all taken note of this rising young gun and help in any way they can.

"The thing that has always impressed me about Seth is his ability to take advice and almost immediately implement that advice, sometimes on the very next stage," said Frazier. "The sky is the limit for Seth. He is competitive, but humble, and is a pleasure to be around as a shooter and as a young man."

In September of 2018, Seth headed to the "Miss'ippi Showdown" in Como, MS with his Glock 34 for one last time. He swept up 1st place Junior at that match, along with ESP 7th place in Expert Division.

His next major stop was at the Arkansas Fall Brawl in October with a new gun - a STI Marauder 9mm. "I like the 1911 the best, it just fits me," said Seth.

Again, Seth took high Junior and 3rd place ESP Expert. Folks started to take notice as he was pretty much knocking out adult competitors with years of experience



Drive and steady practice is carrying Seth to the top of the sport.

"After we took his class, Mike Seeklander sent me a copy of *Your Competition Handgun Training Program*. I really have gotten a lot of use out of it."



- yet this was only Seth's FIRST year of competition.

In between those major matches, Seth was dedicated to practice as well as hitting ORSA's monthly matches where he pretty much stayed in the top five overall. In between practice, Seth also maintains a regiment of lifting weights, aiding in his grip strength for competition. In between he finds some additional fun in riding dirt bikes with his brother. Sometimes they even let dad tag along.

Enter 2019 and Seth was ready for his first major of the year at the Rocky Top Rumble debut in Spencer TN., on March 30th. On a cool Tennessee morning, 193 competitors got ready to rumble for some wood, and maybe a match bump if everything went according to plan. Seth executed the mission smoothly, finishing with 27th overall, 2nd place Junior and 2nd place Expert. He got the wood, but there wouldn't be a match bump this time around as there were not enough under him.

But Seth's dad, Shane, knows his son is within reach of that Master bump.

"Jesus has blessed him with serious skills. I'm excited that he does so well. I keep teasing him that I'm going to catch up to him. But every time I get even close, he does something crazy and smokes me," laughs Shane. "The folks out at ORSA have been so good at helping him. I really appreciate those guys, it's just a great atmosphere. I'm glad we're able to shoot the local matches and he gets to be around those guys."

So keep an eye on Seth. Those who have watched him shoot know he's a bump away from Master. By the time you read this story ... I'd be willing to bet, he's already there. TJ

ABOUT THE AUTHOR
Walt Kloeppel, A56663
Walt Kloeppel is an Army Veteran and retired as a writer/editor from the U.S. Army Recruiting Command in 2010 after 36 years combined Army/Civil Service time. A former metallic silhouette/bullseye shooter, he joined the IDPA ranks in 2013. He resides with his wife in Nashville, TN.

WINNER'S CIRCLE

Lots of great fun and competition at the 2019 Archangel IDPA Rocky Mountain Regional. Congratulations to all the competitors. We are looking forward to all the new and exciting events coming up at the new Cameo Shooting and Education Complex in Grand Junction, CO. Don't be surprised to see some REALLY big matches being held there in the future.



Austin Proulx
CCP Division Champion



Bardella Alberto
High International



BJ Norris
CO Division Champion



Braxtin Purcell
1st SSP MM



Cannon Thomas
High Junior



Daniel Ishida
1st ESP NV



David Fendrich
1st CDP MM



Eric Fuson
PCC Division Champion



Ezequiel Salzano
3rd ESP SS



Greg Martin
ESP Division Champion



Jeremy Story
High Law Enforcement



John Groves
1st PCC NV



Kaselyn Butters
1st PCC NV



Nick Allen
REV Division Champion



Patrick Doyle
SSP Division Champion



Rick Nef
BUG Division Champion



Russ Ell
1st CCP MM



Sean Reilly
High Press



Teresa Keefe
High Lady



Walt Proulx
CDP Division Champion

#LETSGOSHOOTING™



NATIONAL SHOOTING SPORTS MONTH®
AUGUST

IF SHOOTING IS YOUR KIND OF SPORT, AUGUST IS YOUR KIND OF MONTH.

August is National Shooting Sports Month®. Time to hone your skills and show your passion for the sports you love along with millions of other Americans at special events being held nationwide. Don't miss out on discounts and promotions available all August long. Visit **LetsGoShooting.org** for full details.

LETSGOSHOOTING.ORG™

National SHOOTING SPORTS Foundation
PROMOTE • PROTECT • PRESERVE

THE FIREARMS INDUSTRY TRADE ASSOCIATION | NSSF.ORG |

2019 UPCOMING MATCHES

Visit idpa.com/matches to find a match near you.

START DATE	EVENT NAME	HOST CLUB
August 3	Atomic City Challenge	Los Alamos Sportmens' Club
August 8	IDPA SADPA Northern Nationals 2019	South African Defensive Pistol Association
August 8	HITMAN 47 - 2019 **(Tier 2)**	Turun Varuskunnan Urheilijat
August 9	Potomac Grail Cowboy IDPA **(Tier 2)**	Thurmont Conservation and Sportsman's Club
August 10	2019 Walther Arms WA State IDPA Championship	Firearms Academy of Seattle, Inc.
August 16	2019 Michigan State IDPA Championship **(Tier 3)**	Wayne county Raccoon Hunters
August 16	2019 SIG SAUER New England Regional Championship	Harvard Sportsmen's Club
August 17	Tennessee State IDPA Championship Match	Dead Zero IDPA
August 30	2019 Walking in Memphis Regional IDPA Shootout **PRESENTED BY TEAM ZEROSPORTS**	Memphis Sports Shooting Association
August 31	2019 GLOCK Colorado State Championship	Action Pistol Group
September 7	2019 IDPA Italian National Championship	Defense 360-Formazione
September 7	2019 Western Regional IDPA Championship	Sacramento Defensive Pistol Shooters
September 20	Fall Brawl 2019	Central AR Shooters Association (CASA)
September 27	Tri-County Sportsmen Challenge 2019	Tri-County Sportsman's League
September 27	Lone State IDPA Championship 2019	Cross Timbers Action Shooting Association
September 27	Prairie Dell Shootout 2019	Brittany Shooting Park, Ltd.
September 27	Liberty Match at Valley Forge	Lower Providence Rod and Gun Club
September 28	Battle at the Boondocks 2019	Boondocks IDPA
October 4	12th Annual Indiana State IDPA Championship Match **(Tier 3)**	Atlanta Conservation Club
October 4	Mountain Valley Melee IDPA Regional	Mountain Valley Sportsman's Association (MVSA)
October 11	Holiday Havoc 2019	WSSC Practical Action Shooting
October 18	Battle of Belton 2019 SC State Championship!	Belton Gun Club
October 22	PCC US National Championship **(Tier 5)**	CMP Talladega hosted by IDPA HQ
October 23-26	IDPA World Championship **(Tier 5)**	CMP Talladega hosted by IDPA HQ

PARTING SHOT

PRESENTED BY IDPA

IDPA is giving you the opportunity to take a parting shot-but be kind, we don't want to hit you with a *Failure To Do Right*. Submit your own original caption for the photo below by emailing it to partingshot@IDPA.com. We suggest you don't post your entry on Social Media to keep others from "stealing" your idea. Once your entry is received a super secret panel of judges (think of them as a Trilateral Comission or the Illuminati) will review the entries and select their top three. So bring the funny.



READY TO CAPTION THIS?

HOW TO ENTER

Step #1:
Think of something funny to caption the photo above.

Step #2:
Email your (hopefully) funny caption to **partingshot@idpa.com**

Step #3:
Sit around waiting to find out if you won, all the while complaining about the whole process being unfair in not recognizing your obvious comedic genius.

Step #4:
Cross your fingers, hope we like your wry sense of humor best.

PARTING SHOT WINNERS FROM OUR LAST ISSUE

Winner

STAGE DESCRIPTION: After dropping your friends, draw and engage targets as they appear. —Rogelio Barrera, A55257

Second Place

We ladies have a leg up on all of the guys behind us.
—Karl Olschesky, A766113

Third Place

COURSE SCENARIO: You're at a party playing Twister when thugs attack, defend yourself, and your Twisters brothers and sisters!
—John Devere, A361689




COMPETITIVE® EDGE DYNAMICS
DOUBLE ALPHA ACADEMY
SHOTMAXX 2
SHOT TIMER
CED7000
SHOT TIMER
BRASS CHUTE
BY CED
BRASS MAT
BY CED
WWW.CEDHK.COM | WWW.DOUBLEALPHA.BIZ
E: sales@doublealpha.biz | E: sales@cedhk.com | T: (888) 628-3233 | (610) 336-9752

GET MORE ACTION

BOLT
PUMP
BREAK
LEVER
SEMI-AUTO

LOAD IT. PUMP IT. RACK IT. CYCLE IT. FIRE IT. HIT IT. WIN IT. GET IT?
When you're ready for action, you're ready for Starline's precision rifle brass. It's the FINEST brass available at the best possible price, so you can load more, shoot more and get more action.

PURCHASE FROM YOUR FAVORITE RELOADING SUPPLIER OR ORDER FACTORY DIRECT.



Starline™
Made With Pride in the USA

STARLINEBRASS.COM | 1(800)280-6660

100% AMERICAN MADE & OWNED